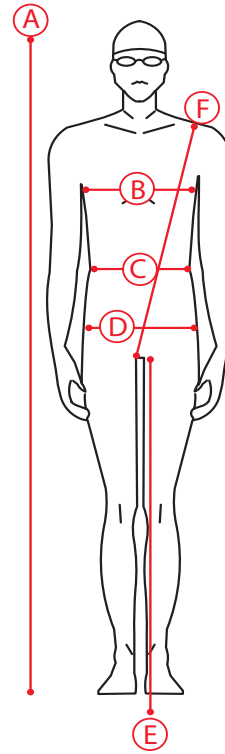
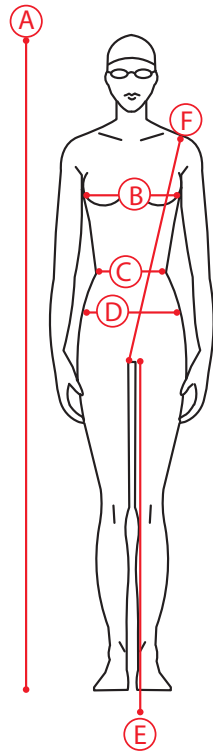




**WOMAN**

**MAN**

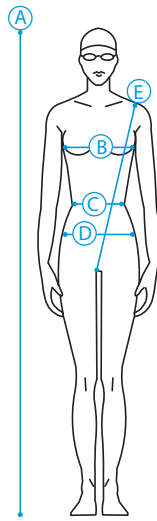


**POOL / OPEN WATER\_**

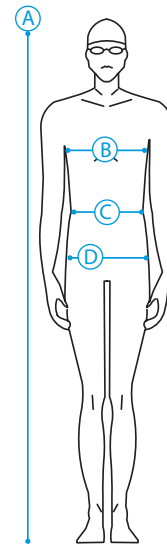
points	(cm)	Bo DY mEasur Es						
<b>a</b>	Height	162	164	168	172	176	180	184
<b>B</b>	Breast	76	80	84	88	92	96	100
<b>c</b>	Waist	58	61	64	67	70	73	76
<b>D</b>	Hips	78	82	86	90	94	98	102
<b>E</b>	Inner leg*	76	78	80	82	84	86	88
<b>f</b>	Body length	140	145	150	155	160	165	170
		<b>racing suits si ZE rang E</b>						
	F	28	30	32	34	36	38	40
	USA/UK	22	24	26	28	30	32	34
	I	32	34	36	38	40	42	44
	D	26	28	30	32	34	36	38
	AUS	0	2	4	6	8	10	12

points	(cm)	Bo DY mEasur Es						
<b>a</b>	Height	170	174	178	182	186	190	194
<b>B</b>	Chest	86	90	94	98	102	106	110
<b>c</b>	Waist	68	71	74	77	80	83	86
<b>D</b>	Hips	80	84	88	92	96	100	104
<b>E</b>	Inner leg*	82	84	86	88	90	92	94
<b>f</b>	Body length	155	160	165	170	175	180	185
		<b>racing suits si ZE rang E</b>						
	F	55	60	65	70	75	80	85
	USA/UK	22	24	26	28	30	32	34
	I	36	38	40	42	44	46	48
	D	00	0	1	2	3	4	5
	AUS	4	6	8	10	12	14	16

**WOMAN**



**MAN**



POINTS (CM)	BODY MEASURES											
<b>A</b> Height	163	165	166	168	170	172	174	176	178	178	178	178
<b>B</b> Breast	75	80	85	90	95	100	105	110	115	120	125	
<b>C</b> Waist	58	63	65	70	75	80	85	90	95	100	105	
<b>D</b> Hips	87	88	90	95	100	105	110	115	120	125	130	
<b>E</b> Body length	145	148	151	154	157	160	163	166	169	172	175	

**WATERWEAR POOL SIZE RANGE**

F	32	34	36	38	40	42	44	46	48	50	52
USA/UK	26L	28L	30	32	34	36	38	40	42	44	46
I	36	38	40	42	44	46	48	50	52	54	56
D	30	32	34	36	38	40	42	44	46	48	50
AUS	4	6	8	10	12	14	16	18	20	22	24

**WATERWEAR POOL SWIM COVER-UP**

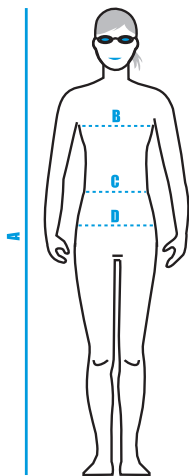
INT	XXS	XS	S	M	L	XL
-----	-----	----	---	---	---	----

POINTS (CM)	BODY MEASURES											
<b>A</b> Height	165	166	168	172	178	180	182	184	186	188		
<b>B</b> Chest	84	88	90	95	100	105	110	115	120	125		
<b>C</b> Waist	69	73	75	80	85	90	95	100	105	110		
<b>D</b> Hips	84	88	90	95	100	105	110	115	120	125		

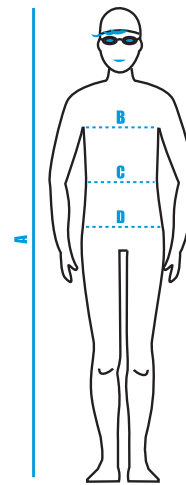
**WATERWEAR POOL SIZE RANGE**

F	65	70	75	80	85	90	95	100	105	110
USA/UK	26L	28L	30	32	34	36	38	40	42	44
I	40	42	44	46	48	50	52	54	56	58
D	1	2	3	4	5	6	7	8	9	10
AUS	8	10	12	14	16	18	20	22	24	26

GIRL



BOY



POINTS	(CM)	BODY MEASURES							
<b>A</b>	Height	90	98	110	116	128	140	152	164
<b>B</b>	Chest	49	51	53	55	60	65	70	75
<b>C</b>	Waist	49	50	51	53	55	57	59	60
<b>D</b>	Hips	50	55	60	65	70	75	80	85

POINTS	(CM)	BODY MEASURES							
<b>A</b>	Height	90	98	110	116	128	140	152	164
<b>B</b>	Chest	49	51	53	55	60	70	77	85
<b>C</b>	Waist	49	50	51	55	59	63	67	71
<b>D</b>	Hips	50	55	60	65	70	75	80	85

WATERWEAR POOL SIZE RANGE

F/I	1-2	2-3	4-5	6-7	8-9	12-13	14-15
USA	2T	3T	4T	22	24	28	29
UK	19	20	21	22	24	28	29
D	92	98	110	116	128	152	164
AUS	1-2	2-3	4-5	6	8	12	14
	Kids			Junior			

WATERWEAR POOL SIZE RANGE

F/I	1-2	2-3	4-5	6-7	8-9	10-11	12-13	14-15
USA	2T	3T	4T	22	24	26	28	29
UK	19	20	21	22	24	26	28	29
D	92	98	110	116	128	140	152	164
AUS	1-2	2-3	4-5	6	8	10	12	14
	Kids			Junior				

HOW TO TAKE MEASUREMENTS

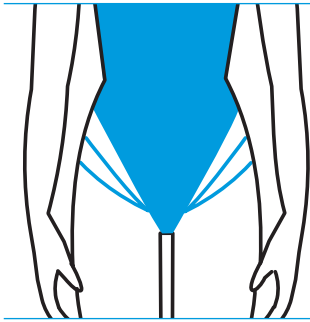
- A • Height:** To determine your height, stand up straight and measure the distance from the crown of your head to the sole of your foot.
- B • Breast / Chest:** Take the measurement over the fullest part of your bust.
- C • Waist:** Measure around the narrowest part of your waistline.
- D • Hips:** Measure around the fullest part of your hips
- E • Inner Leg:** With your leg stretched out, measure the inside of your leg from the crotch to the ankle bone.
- F • Body length:** In a loop, measure from the highest part of the shoulder, beneath the crotch and then back to the starting point





- A • Height:** To determine your height, stand up straight and measure the distance from the crown of your head to the sole of your foot.
- B • Chest:** Take the measurement over the fullest part of your bust.
- C • Waist:** Measure around the narrowest part of your waistline.
- D • Hips:** Measure around the fullest part of your hips

Choosing the right swimwear for your swimming needs can make a lot of difference. The fit should be snug but not tight. Good fitting swimwear stays in place when swimming. Good swimwear increases your efficiency in water and keeps you feeling comfortable whilst swimming. The right swimwear provides comfort, coverage as well as support and freedom of movement.

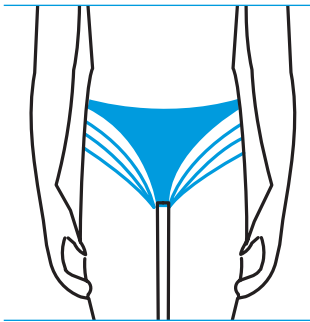
## CUTS\_

### WOMAN / GIRL



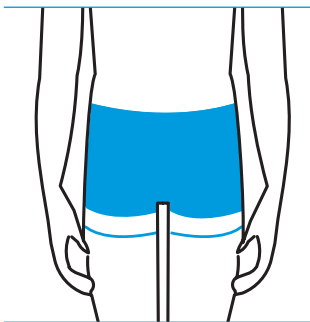
WOMAN			GIRL
 <b>HIGH CUT</b>	 <b>MEDIUM CUT</b>	 <b>LOW CUT</b>	 <b>MEDIUM CUT</b>

### MAN / BOY / KIDS






**BRIEF**

MAN	BOY	KIDS
 <b>5,5 cm</b>	 <b>7 cm</b>	 <b>12 cm</b>
	 <b>5,5 cm</b>	

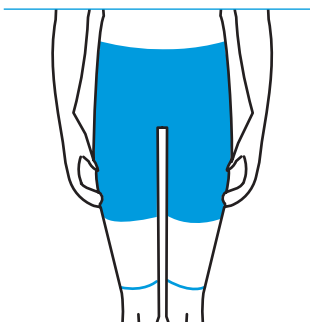


**SHORT**



MAN	BOY	KIDS
 <b>27 cm</b>	 <b>22 cm</b>	 <b>14 cm</b>

**SHORT LOW WAIST**

 <b>17 cm</b>	 <b>15 cm</b>
--------------------------------------------------------------------------------------------------	----------------------------------------------------------------------------------------------------



**JAMMER**

MAN	BOY	KIDS
 <b>45 cm</b>	 <b>36 cm</b>	

## INNER BRA\_



### CLASSIC BRA CONSTRUCTION

Easy sizing for a basic support

## LINING\_



### FRONT LINING

Swimsuit lined on the front



### FRONT COLORED LINING

Swimsuit lined on the front



## OTHER FEATURES\_



### ADJUSTABLE STRAPS

Practical slides ensure comfort and perfect fit



### INNER BRIEF

Brief inside the suit that gives more support and comfort

## BACKS\_

### FREEDOM BACKS

- Sporty look combined with extremely comfortable fit
- Feel super feminine
- Look ultra stylish

#### Light-Tech



#### Accelerate Back



#### New Light-Drop



#### Booster



#### U - Back



### TECH BACK

- Ideal for athletic use thanks to the strap structure and the high leg cut
- Feel as one with the water
- Glide effortlessly through the water

### ERGONOMICS BACKS

- Ideal for athletic use thanks to the strap structure and the high leg cut
- Feel as one with the water
- Glide effortlessly through the water


#### Swim-Tech



#### Swim-Pro



#### New V-Back





**LENS**

**NOSE BRIDGE**

**USE**



**HARD LENSES**

High-performance lenses made from polycarbonate, which is durable and impact-resistant with superior optical clarity



**EXCELLENT LATERAL VISION**

Lens and frame design focused on providing wide underwater vision



**FORWARD VISION**

Lens and frame design focused on providing improved frontal vision



**INTERCHANGEABLE NOSE BRIDGE**

Three options available, with 3, 4, or 5 different levels for a custom fit and best possible comfort



**SELF ADJUSTING NOSE BRIDGE**

Adaptable nose bridge that conforms to the shape of the face while wearing it



**TRIATHLON**

The wide angle of the lenses and the gasket softness are tailored towards open water triathlon



**MIRRORED LENSES**

Extra protection against UV rays for outdoor swimming, frequent use in well-lit pools, and in competition



**POLARIZED LENSES**

Reduces eyestrain from light reflection and glare from the water



**WIDE VISION**

Curved lenses geared towards good lateral vision



**SWEDISH TYPE NOSE BRIDGE**

The classic customizable nose piece with a cord fed through a rubber tube



**HIGH NOSE BRIDGE**

Located higher up on the frame to provide additional room for the nose or accommodate those with atypical facial profiles



**SOFT LENSES**

For a greater focus on comfort, cellulose polymer or extra thin polycarbonate lenses offer a softer alternative with added flexibility in a strong, lightweight material



**SPLIT LENSES**

Enhances forward vision without having to move the head



**EXTRA WIDE VISION**

Curved lenses geared towards optimum lateral and frontal vision



**ADJUSTABLE NOSE BRIDGE**

Customizable nose bridge that can be shortened according to individual need



**FRAME**

**SEALS**

**ADJUSTMENT**

**STRAP**



**PERFECT FIT**

Sturdy, firm-fitting frame that eliminates leaks



**HYDRODYNAMIC DESIGN**

Performance-driven design to reduce drag and improve glide through the water



**DUAL DENSITY**

Different density on frame and seal materials offer superior fit and comfort



**EASY STRAP ADJUSTMENT**

Manual adjustment mechanism that is simple, quick and secure



**LIQUID CORE TECHNOLOGY**

Liquid silicone offers the ultimate in goggle comfort, fit, durability and performance



**SPLIT STRAP**

Combines simplicity and flexibility for a snug, comfortable fit



**ULTRA LIGHT**

Special design and fine construction for extra lightness and comfort



**OVERSIZE**

Comfort-driven design with large gasket providing greater face coverage



**SOFT SILICONE SEAL**

Seals made of hypoallergenic silicone for maximum softness, resilience, and comfort



**EASY ADJUSTMENT WHILE WEARING**

Specially-designed button allowing for easy and ready adjustment during use



**SINGLE STRAP**

Simple, intuitive strap for classic comfort



**CUSHION COATED SEALS**

Soft TPR layer moulded over the lens on goggles without gaskets



**DUAL STRAP**

Facilitates optimum fit through ability to apply tension on different areas of the head



**SILVER COATED SEAL**

Silver layer applied to neoprene gaskets to render them hypoallergenic

**EQUIPMENT**



## CAPS\_



**WRINKLE FREE**

3D moulding gives the cap its ergonomic properties and eliminates wrinkles, making for a smooth glide through the water



**PVC FREE**

No PVC (polyvinyl chloride) plastic has been used



**WATER REPELLENT**

The superior water repellency of silicone and latex ensures that water does not penetrate the cap and reduces drag



**EXTRA COMFORT**

The selection of material and design ensure that the cap fits snugly, while also providing elasticity and ease of use



**EASY TO WEAR**

The design and the materials used in these caps make them especially easy to put on



**LONG HAIR**

The cut, material, design and manufacture are tailored specifically towards swimmers with long hair, making the cap easy to wear



**SMART CAP**

A revolutionary cap construction specifically designed for long hair that obviates the need for bands or clips and takes just seconds to put on

## BAGS\_



**TRIATHLON**

Bags that are specifically tailored and suited for triathlon, with specific compartments to find different gear at a glance



**SPECIAL ZIP**

The world's leading zip brand, acknowledged leaders in quality, reliability, and comfort



**SPACE MANAGEMENT**

Tailored for use in the gym, at the pool, and in the triathlon, the system simplifies storage, access and separation of wet, dry, and other diverse and fragile items



**REINFORCED BOTTOM**

The strong reinforced bottom of the bag protects stored contents from wet floors



**CARABINER HOOK**

Provides security and convenience when hanging the bag and opening it up to access its contents










**WATER PROOF**

Waterproof compartments in individual bags also allow for the storage of wet gear without leaking and affecting items stored in other compartments.



## SANDALS & WATERSHOES\_

 <b>DRAINAGE HOLES</b>	<p>Holes are placed in the sandal's footbed to expel water, allowing the sandals to dry quickly and remain comfy.</p>	 <b>EXTRA GRIP</b>	<p>Special outsole compound that provides excellent stability on wet surfaces</p>	 <b>EASY TO WEAR</b>	<p>The construction and the materials used in these sandals make them especially easy to put on</p>
 <b>QUICK DRY</b>	<p>The material doesn't absorb water and dries quickly</p>	 <b>ULTRA LIGHT</b>	<p>The use of EVA in soles makes the sandals extremely lightweight</p>	 <b>EXTRA CUSHIONING</b>	<p>Materials and construction of the footbed yields superior softness and cushioning</p>
 <b>MASSAGE EFFECT</b>	<p>The "picot" footbed stimulates the sole with its embossed design</p>				

EQUIPMENT

## SANDALS & WATERSHOES\_ SIZING SYSTEM

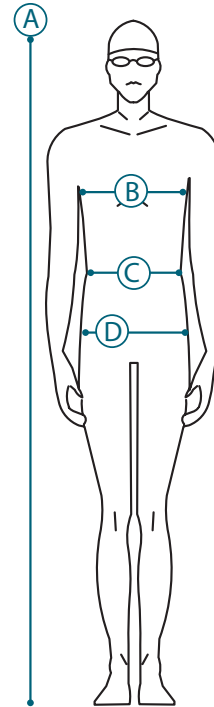
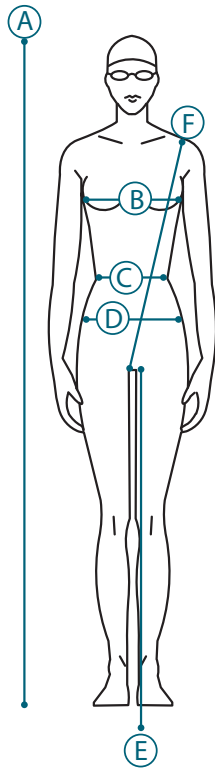
<b>WOMAN (SINGLE SIZE)</b>					<b>MAN (SINGLE SIZE)</b>					<b>UNISEX (SINGLE SIZE)</b>				
EUROPE	(CM)	USA	UK	AUS	EUROPE	(CM)	USA	UK	AUS	EUROPE	(CM)	USA	UK	AUS
36	23,6	5,5	3,5	3,5	40	25,7	7,5	6,5	6,5	36	22,6	4,5	3,5	3,5
37	24,3	6	4	4	41	26,3	8,5	7,5	7,5	37	23,3	5	4	4
38	24,9	7	5	5	42	27	9	8	8	38	24	6	5	5
39	25,6	8	6	6	43	27,6	10	9	9	39	24,6	7	6	6
40	26,3	8,5	6,5	6,5	44	28,3	11	10	10	40	25,7	7,5	6,5	6,5
41	26,9	9,5	7,5	7,5	45	29	11,5	10,5	10,5	41	26,3	8,5	7,5	7,5
42	27,6	10	8	8	46	29,6	12,5	11,5	11,5	42	27	9	8	8
43	28,3	11	9	9	47	30,3	13	12	12	43	27,6	10	9	9
					48	31	14	13	13	44	28,3	11	10	10
										45	29	11,5	10,5	10,5
										46	29,6	12,5	11,5	11,5
										47	30,3	13	12	12
										48	31	14	13	13

<b>GIRL (SINGLE SIZE)</b>					<b>BOY (SINGLE SIZE)</b>					<b>UNISEX (DOUBLE SIZE)</b>				
EUROPE	(CM)	USA	UK	AUS	EUROPE	(CM)	USA	UK	AUS	EUROPE	(CM)	USA	UK	AUS
30	19,6	12,5	11,5	11,5	30	18,6	12,5	11,5	11,5	30-31	19,5	12,5-13,5	11,5-12,5	11,5-12,5
31	20,3	13,5	12,5	12,5	31	19,3	13,5	12,5	12,5	32-33	20,8	2-2,5	12,5-1	13,5-1
32	20,9	2	13,5	13,5	32	20	1,5	13,5	13,5	34-35	22,10	3,5-4,5	2-2,5	2-2,5
33	21,6	3	1	1	33	20,6	2	1	1					
34	22,3	4	2	2	34	21,3	3	2	2					
35	22,9	4,5	2,5	2,5	35	22	3,5	2,5	2,5					
					36	22,6	4,5	3,5	3,5					
					37	23,3	5	4	4					
					38	24	6	5	5					
					39	24,6	7	6	6					

WOMAN

MAN



POINTS (CM)	BODY MEASURES					
<b>A</b> Height	166	168	170	172	174	176
<b>B</b> Breast	85	90	95	100	105	110
<b>C</b> Waist	65	70	75	80	85	90
<b>D</b> Hips	90	95	100	105	110	115
<b>F</b> Body length	151	154	157	160	163	166
F	XXS	XS	S	M	L	XL
USA/UK	XXS/36	XS/38	S/40	M/42	L/44	XL/46
I	XXS/40	XS/42	S/44	M/46	L/48	XL/50
D	XXS/34	XS/36	S/38	M/40	L/42	XL/44
AUS	6	8	10	12	14	16

POINTS (CM)	BODY MEASURES					
<b>A</b> Height	172	178	180	182	184	186
<b>B</b> Chest	95	100	105	110	115	120
<b>C</b> Waist	80	85	90	95	100	105
<b>D</b> Hips	95	100	105	110	115	120
ITA/GER	S	M	L	XL	XXL	3XL
FRA/UK/US	S	M	L	XL	XXL	3XL
AUS	10	12	14	16	18	20

HOW TO TAKE MEASUREMENTS

- A • Height:** To determine your height, stand up straight and measure the distance from the crown of your head to the sole of your foot.
- B • Breast / Chest:** Take the measurement over the fullest part of your bust.
- C • Waist:** Measure around the narrowest part of your waistline.
- D • Hips:** Measure around the fullest part of your hips
- E • Inner Leg:** With your leg stretched out, measure the inside of your leg from the crotch to the ankle bone.
- F • Body length:** In a loop, measure from the highest part of the shoulder, beneath the crotch and then back to the starting point

- A • Height:** To determine your height, stand up straight and measure the distance from the crown of your head to the sole of your foot.
- B • Chest:** Take the measurement over the fullest part of your bust.
- C • Waist:** Measure around the narrowest part of your waistline.
- D • Hips:** Measure around the fullest part of your hips